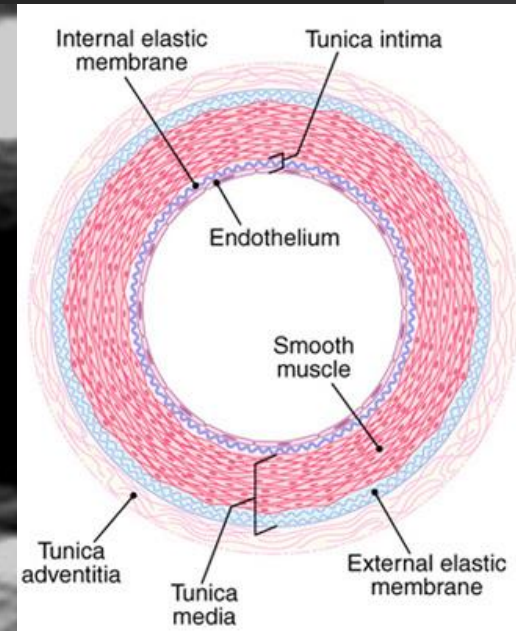
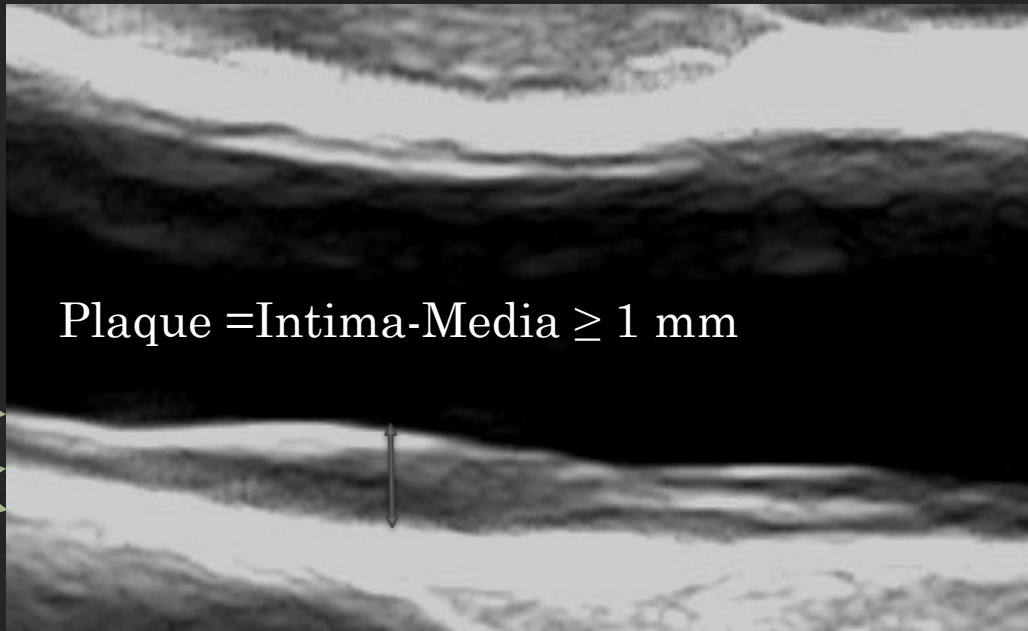


# Where is the Carotid Plaque? A Training Tool for GP's

training images by Michel Romanens /  
August 2016

# Pathological Anatomy



# Examples





VARIFO  
Vascular

Sonographer: -  
L12-5L40S-3

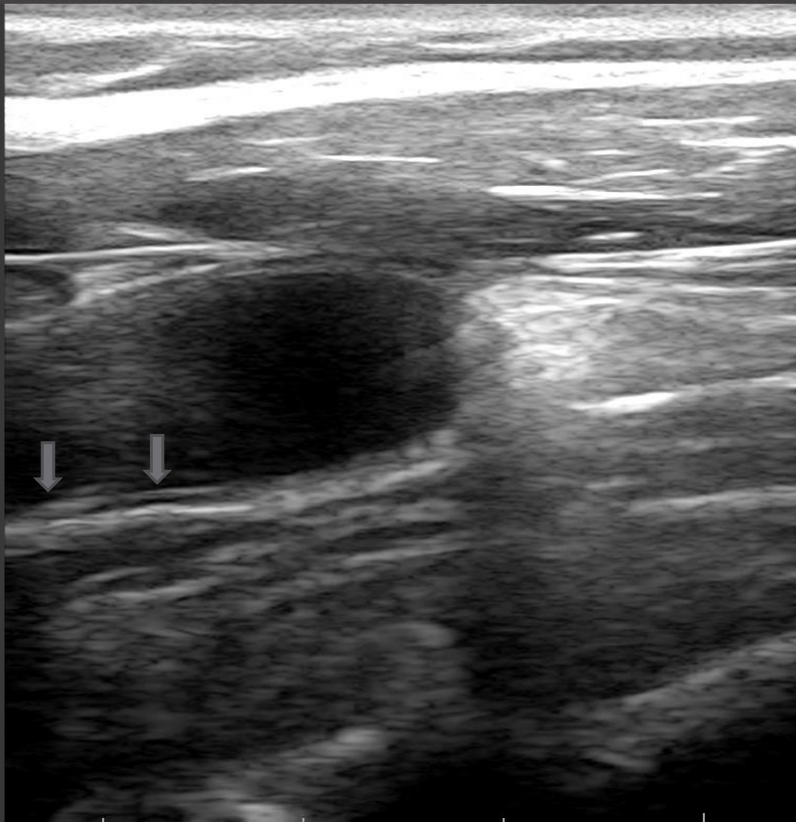
25.05.2016  
3.5.0

08:25:40

MCC

0

40



[B]  
FPS 20  
De 40 mm  
DR 72 dB  
Pw 0 dB  
Gn 100 %  
Frg 12 MHz  
LnDens St  
FrmAvg 4  
Reg 32  
ImEnh 3  
PV 8  
Zoom 100 %



VARIFO  
Vascular

Sonographer: -  
L12-5L40S-3

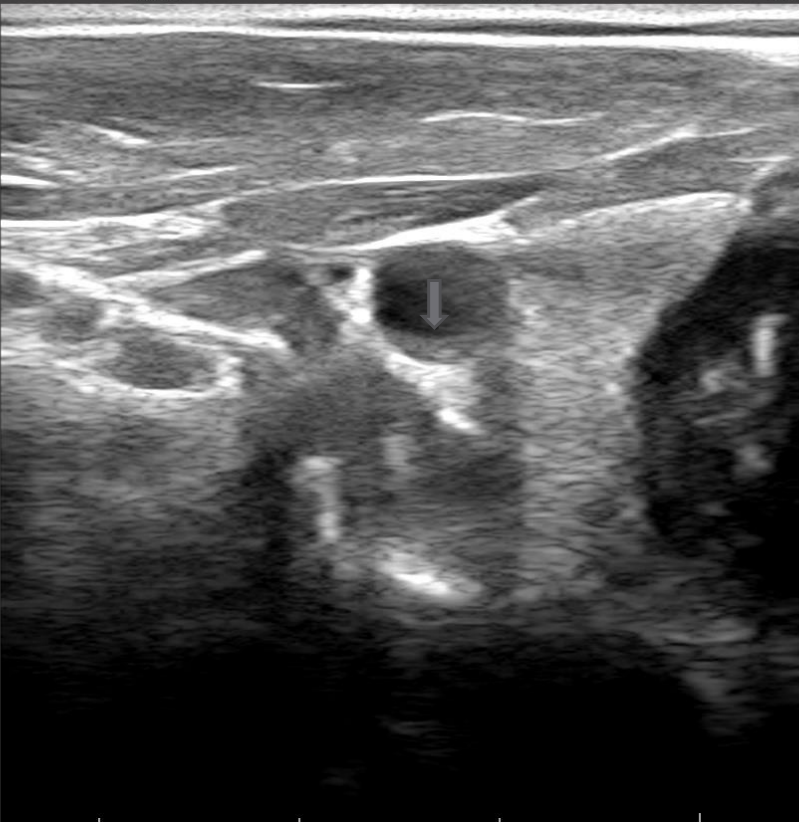
04.05.2016  
3.5.0

15.42.25

MCC

0

40



[B]  
FPS 19  
De 40 mm  
DR 72 dB  
Pwr 0 dB  
Gn 100 %  
Frg 12 MHz  
LnDens St  
FrmAvg 4  
Rej 32  
ImEnh 3  
PV 8  
Zoom 100 %



FS

VARIFO  
Vascular

Sonographer: -  
L12-5L40S-3

24.05.2016  
3.5.0

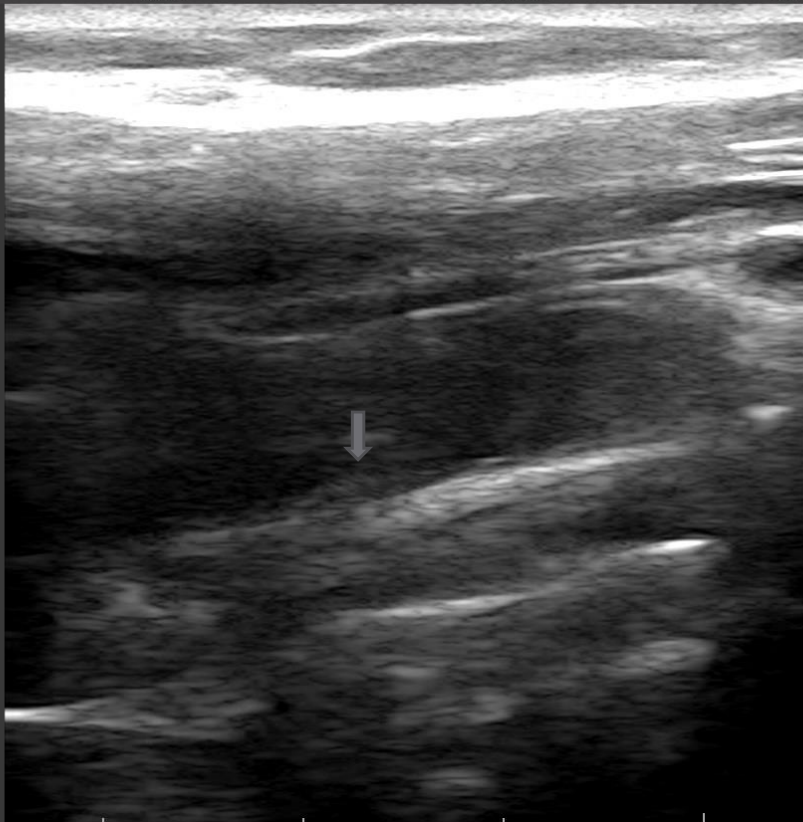
08:14:31

MCC

0

< > 2

40



[B]  
FPS 20  
De 40 mm  
DR 72 dB  
Pw 0 dB  
Gn 100 %  
Frg 12 MHz  
LnDens St  
FrmAvg 4  
Rej 32  
ImEnh 3  
PV 8  
Zoom 100 %



EPPE

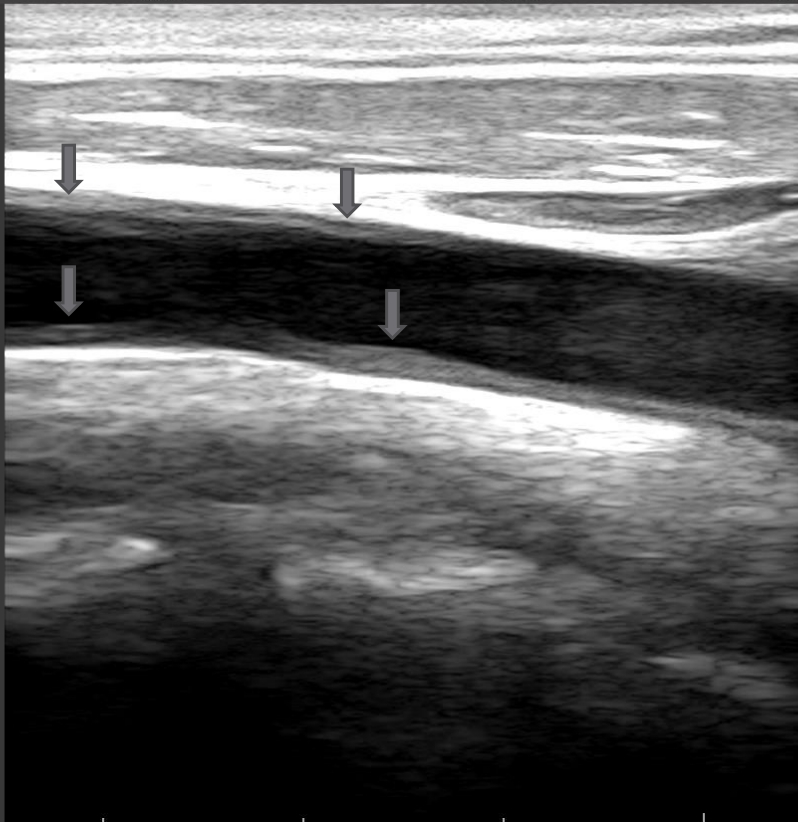
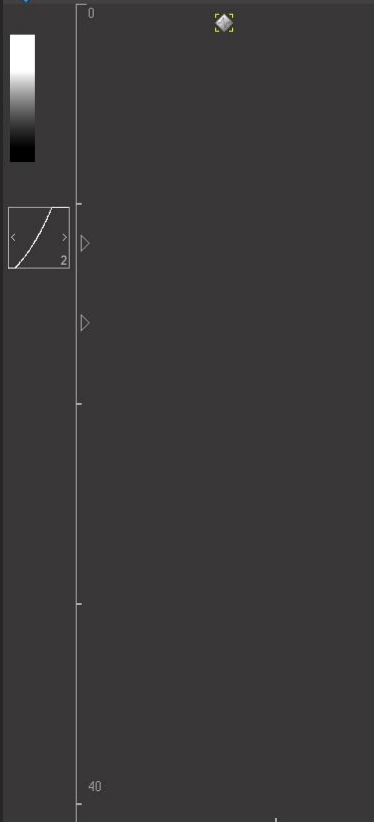
VARIFO  
Vascular

Sonographer: -  
L12-5L40S-3

04.05.2016  
3.5.0

14:05:39

MCC



[B]  
FPS 19  
De 40 mm  
DR 72 dB  
Pw 0 dB  
Gn 100 %  
Frg 12 MHz  
LnDens St  
FrmAvg 4  
Rej 32  
ImEnh 3  
PV 8  
Zoom 100 %



VARIFO  
Vascular

Sonographer: -  
L12-5L40S-3

30.05.2016  
3.5.0

13:34:00

MCC

0

40



[B]  
FPS 19  
De 40 mm  
DR 72 dB  
Pwr 0 dB  
Gn 100 %  
Frg 12 MHz  
LnDens St  
FrmAvg 4  
Rej 32  
ImEnh 3  
PV 8  
Zoom 100 %



A

VARIFO  
Vascular

Sonographer: -  
L12-5L40S-3

30.05.2016  
3.5.0

10.17.39

MCC

0

40



[B]  
FPS 19  
De 40 mm  
DR 72 dB  
Pwr 0 dB  
Gn 100 %  
Frg 12 MHz  
LnDens St  
FrmAvg 4  
Rej 32  
ImEnh 3  
PV 8  
Zoom 100 %



29.02.1944

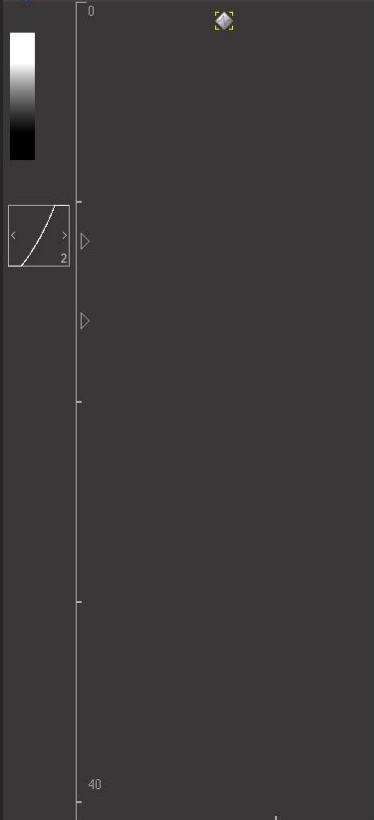
VARIFO  
Vascular

Sonographer: -  
L12-5L40S-3

27.04.2016  
3.5.0

13.26.22

MCC



[B]  
FPS 19  
De 40 mm  
DR 72 dB  
Pwr 0 dB  
Gn 100 %  
Frg 12 MHz  
LnDens St  
FrmAvg 4  
Reg 32  
ImEnh 3  
PV 8  
Zoom 100 %



VARIFO  
Vascular

Sonographer: -  
L12-5L40S-3

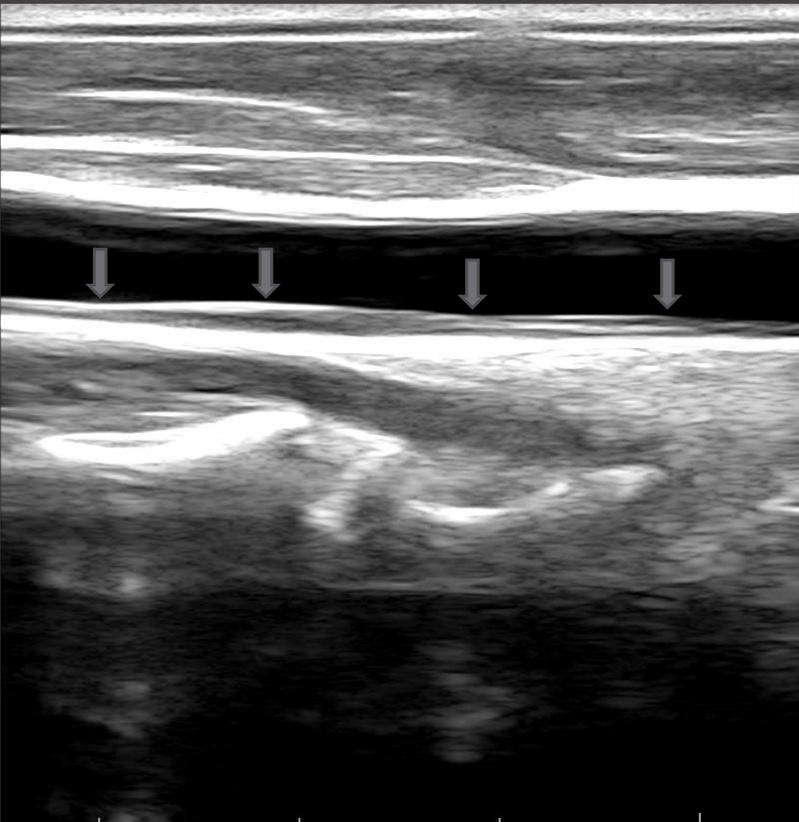
04.05.2016  
3.5.0

15:41:49

MCC

0

40



[B]  
FPS 19  
De 40 mm  
DR 72 dB  
Pw 0 dB  
Gn 100 %  
Frg 12 MHz  
LnDens St  
FrmAvg 4  
Rej 32  
ImEnh 3  
PV 8  
Zoom 100 %



VARIFO  
Vascular

Sonographer: -  
L12-5L40S-3

18.05.2016  
3.5.0

13:17:56

MCC

0

40



[B]  
FPS 19  
De 40 mm  
DR 72 dB  
Pw 0 dB  
Gn 100 %  
Frg 12 MHz  
LnDens St  
FrmAvg 4  
Rej 32  
ImEnh 3  
PV 8  
Zoom 100 %



VARIFO  
Vascular

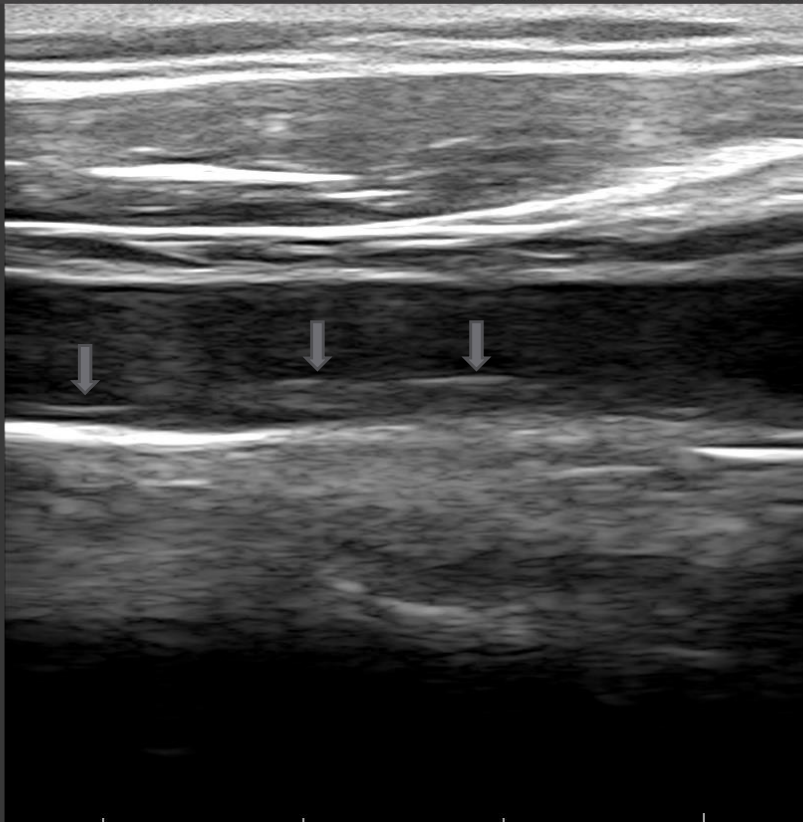
Sonographer: -  
L12-5L40S-3

27.04.2016  
3.5.0

14:17:04

MCC

0  
40



[B]  
FPS 19  
De 40 mm  
DR 72 dB  
Pw 0 dB  
Gn 100 %  
Frg 12 MHz  
LnDens St  
FrmAvg 4  
Rej 32  
ImEnh 3  
PV 8  
Zoom 100 %



VARIFO  
Vascular

Sonographer: -  
L12-5L40S-3

24.05.2016  
3.5.0

09:53:11

MCC

0

< > 2

>

40



[B]  
FPS 18  
De 40 mm  
DR 72 dB  
Pw 0 dB  
Gn 100 %  
Frg 12 MHz  
LnDens St  
FrmAvg 4  
Rej 32  
ImEnh 3  
PV 8  
Zoom 100 %



VARIFO  
Vascular

Sonographer: -  
L12-5L40S-3

25.05.2016  
3.5.0

10:11:49

MCC

0

< >  
2

>

40



[B]  
FPS 19  
De 40 mm  
DR 72 dB  
Pw 0 dB  
Gn 100 %  
Frg 12 MHz  
LnDens St  
FrmAvg 4  
Rej 32  
ImEnh 3  
PV 8  
Zoom 100 %



VARIFO  
Vascular

Sonographer: -  
L12-5L40S-3

23.05.2016  
3.5.0

09:15:11

MCC

0

< > 2

>

40



[B]  
FPS 20  
De 40 mm  
DR 72 dB  
Pw 0 dB  
Gn 100 %  
Frg 12 MHz  
LnDens St  
FrmAvg 4  
Rej 32  
ImEnh 3  
PV 8  
Zoom 100 %



VARIFO  
Vascular

Sonographer: -  
L12-5L40S-3

30.05.2016  
3.5.0

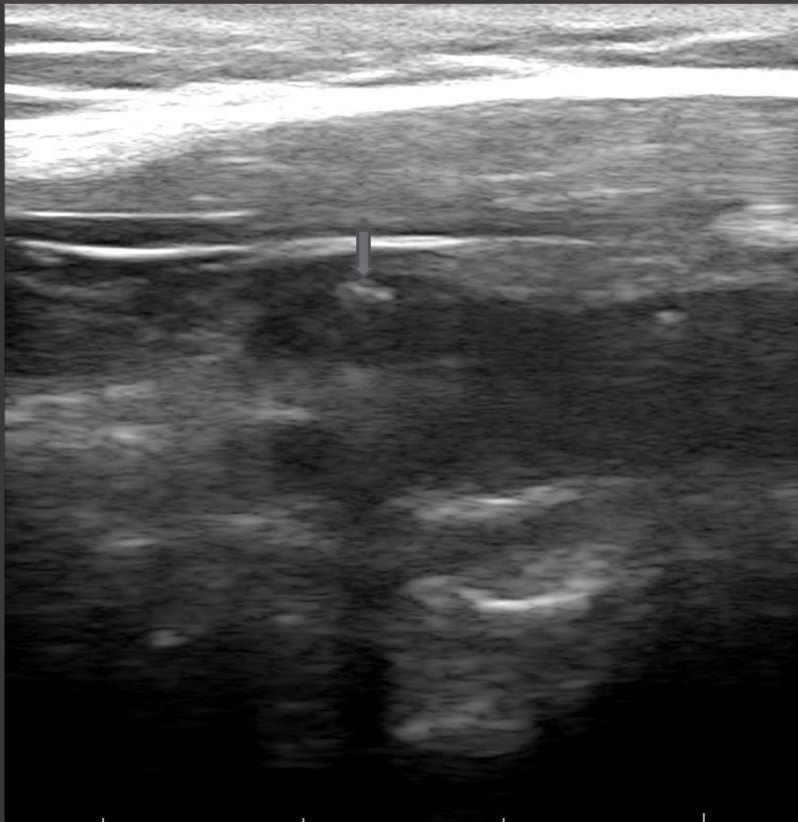
10:17:39

MCC

0

40

2



[B]  
FPS 19  
De 40 mm  
DR 72 dB  
Pwr 0 dB  
Gn 100 %  
Frg 12 MHz  
LnDens St  
FrmAvg 4  
Rej 32  
ImEnh 3  
PV 8  
Zoom 100 %



VARIFO  
Vascular

Sonographer: -  
L12-5L40S-3

11.05.2016  
3.5.0

14:09:53

MCC

0

40



[B]  
FPS 19  
De 40 mm  
DR 72 dB  
Pw0 dB  
Gn 100 %  
Frg 12 MHz  
LnDens St  
FrmAvg 4  
Rej 32  
ImEnh 3  
PV 8  
Zoom 100 %



18.03.1965

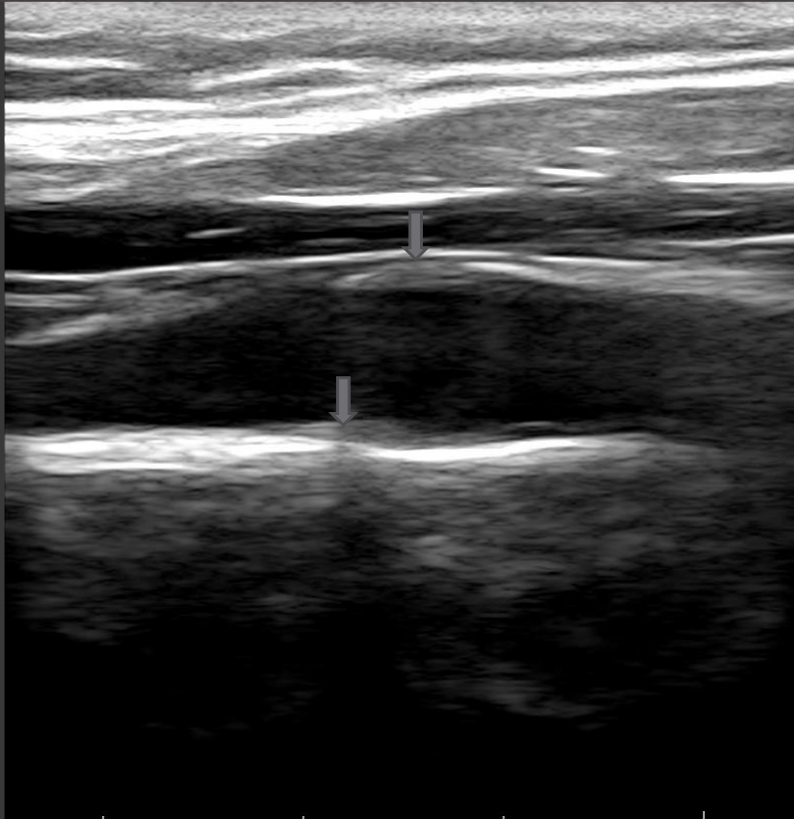

VARIFO  
Vascular

Sonographer: -  
L12-5L40S-3

27.04.2016  
3.5.0

14:12:29

MCC



[B]  
FPS 19  
De 40 mm  
DR 72 dB  
Pw 0 dB  
Gn 100 %  
Frg 12 MHz  
LnDens St  
FrmAvg 4  
Rej 32  
ImEnh 3  
PV 8  
Zoom 100 %



VARIFO  
Vascular

Sonographer: -  
L12-5L40S-3

23.05.2016  
3.5.0

14:17:41

MCC

0

40



[B]  
FPS 19  
De 40 mm  
DR 72 dB  
Pwr 0 dB  
Gn 100 %  
Frg 12 MHz  
LnDens St  
FrmAvg 4  
Rej 32  
ImEnh 3  
PV 8  
Zoom 100 %



VARIFO  
Vascular

Sonographer: -  
L12-5L40S-3

24.05.2016  
3.5.0

08:13:40

MCC

0

40



[B]  
FPS 19  
De 40 mm  
DR 72 dB  
Pw 0 dB  
Gn 100 %  
Frg 12 MHz  
LnDens St  
FrmAvg 4  
Rej 32  
ImEnh 3  
PV 8  
Zoom 100 %



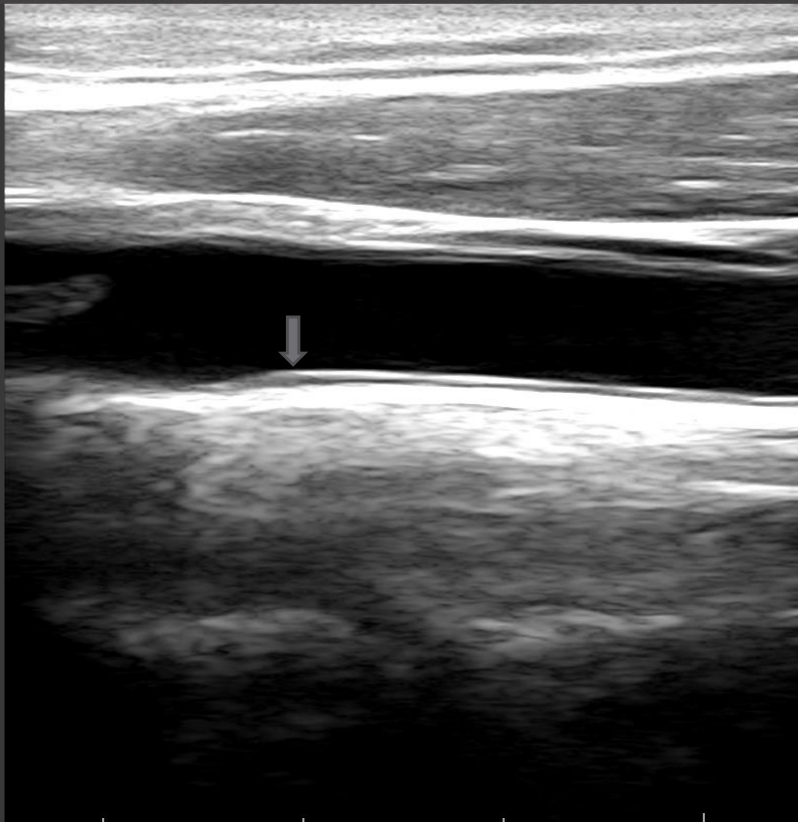
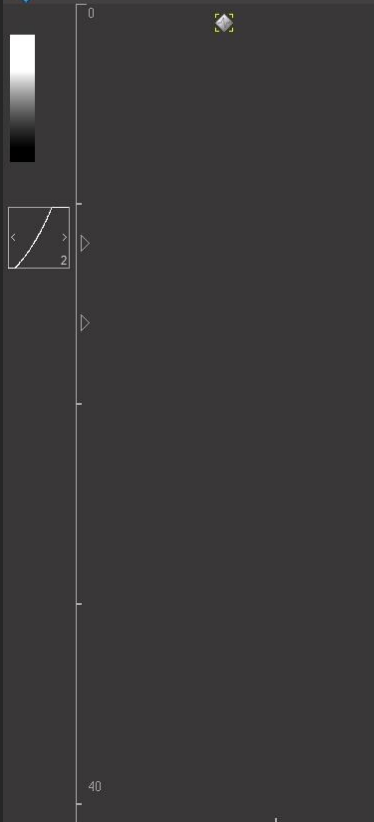
VARIFO  
Vascular

Sonographer: -  
L12-5L40S-3

30.05.2016  
3.5.0

13:34:29

MCC



[B]  
FPS 19  
De 40 mm  
DR 72 dB  
Pw 0 dB  
Gn 100 %  
Frg 12 MHz  
LnDens St  
FrmAvg 4  
Rej 32  
ImEnh 3  
PV 8  
Zoom 100 %



VARIFO  
Vascular

Sonographer: -  
L12-5L40S-3

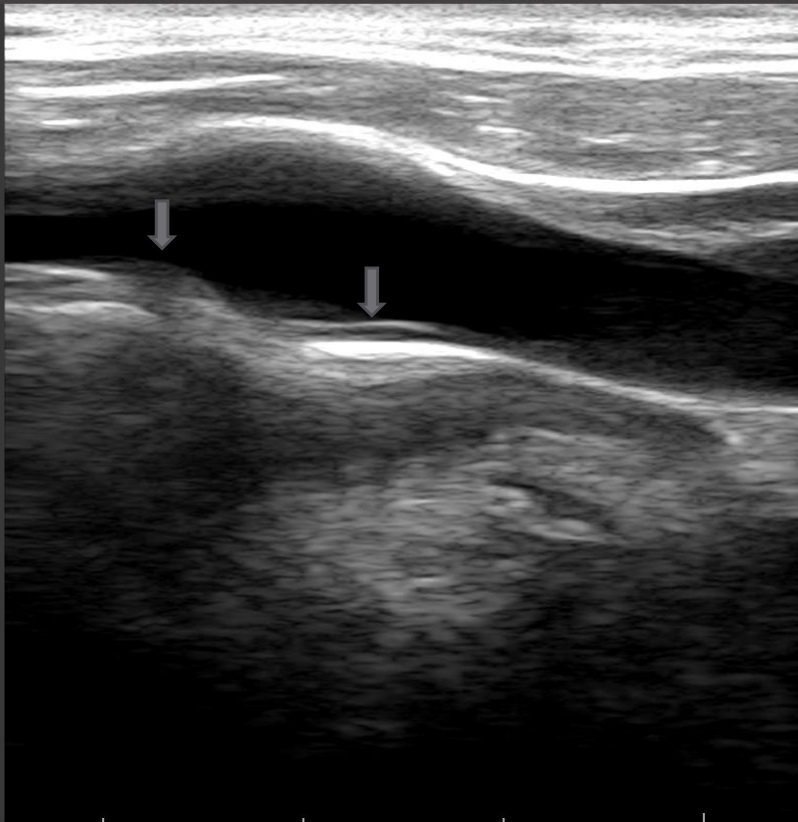
01.06.2016  
3.5.0

08:24:15

MCC

0

40



[B]  
FPS 18  
De 40 mm  
DR 72 dB  
Pw 0 dB  
Gn 100 %  
Frg 12 MHz  
LnDens St  
FrmAvg 4  
Rej 32  
ImEnh 3  
PV 8  
Zoom 100 %



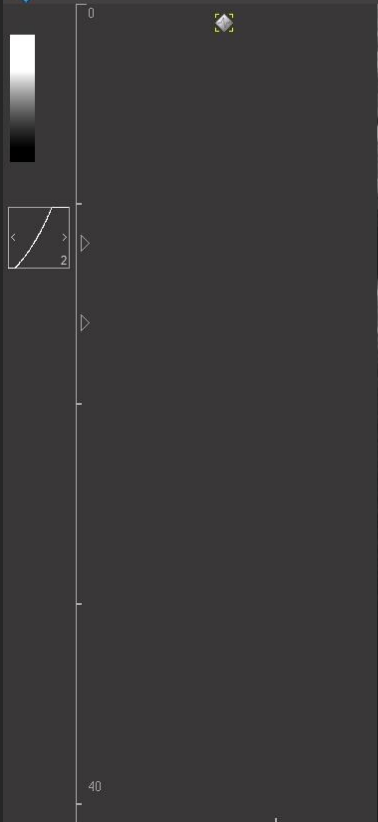
VARIFO  
Vascular

Sonographer: -  
L12-5L40S-3

04.05.2016  
3.5.0

15.40.46

MCC



[B]  
FPS 19  
De 40 mm  
DR 72 dB  
Pw 0 dB  
Gn 100 %  
Frg 12 MHz  
LnDens St  
FrmAvg 4  
Rej 32  
ImEnh 3  
PV 8  
Zoom 100 %



18.03.1965

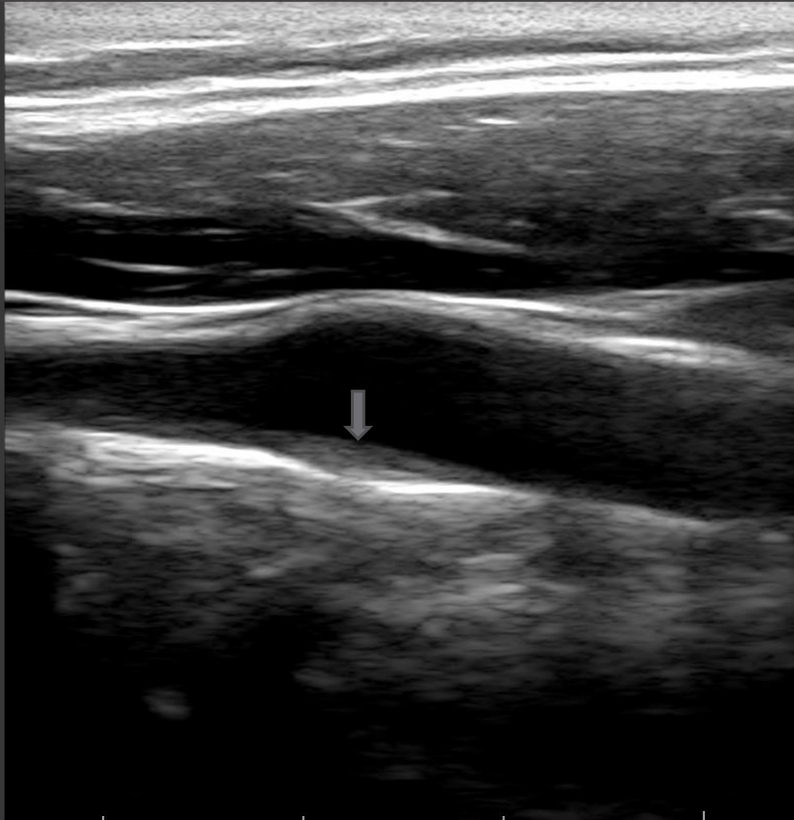
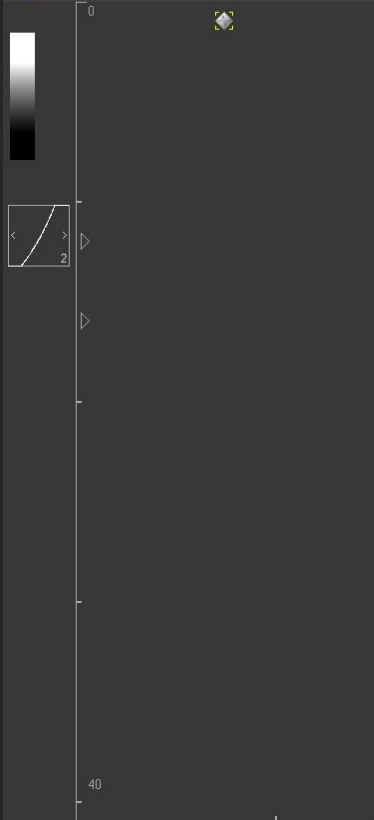
VARIFO  
Vascular

Sonographer: -  
L12-5L40S-3

27.04.2016  
3.5.0

MCC

14:11:29



[B]  
FPS 19  
De 40 mm  
DR 72 dB  
Pw 0 dB  
Gn 100 %  
Frg 12 MHz  
LnDens St  
FrmAvg 4  
Rej 32  
ImEnh 3  
PV 8  
Zoom 100 %



29.02.1944

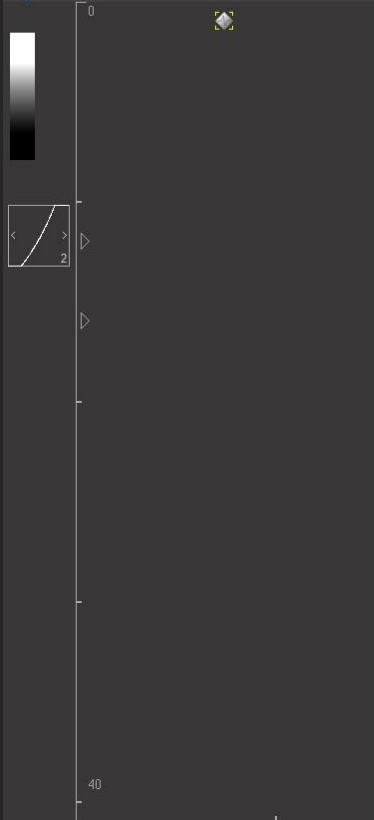
VARIFO  
Vascular

Sonographer: -  
L12-5L40S-3

27.04.2016  
3.5.0

13.25.09

MCC



[B]  
FPS 19  
De 40 mm  
DR 72 dB  
Pw 0 dB  
Gn 100 %  
Frg 12 MHz  
LnDens St  
FrmAvg 4  
Rej 32  
ImEnh 3  
PV 8  
Zoom 100 %



18.05.1954

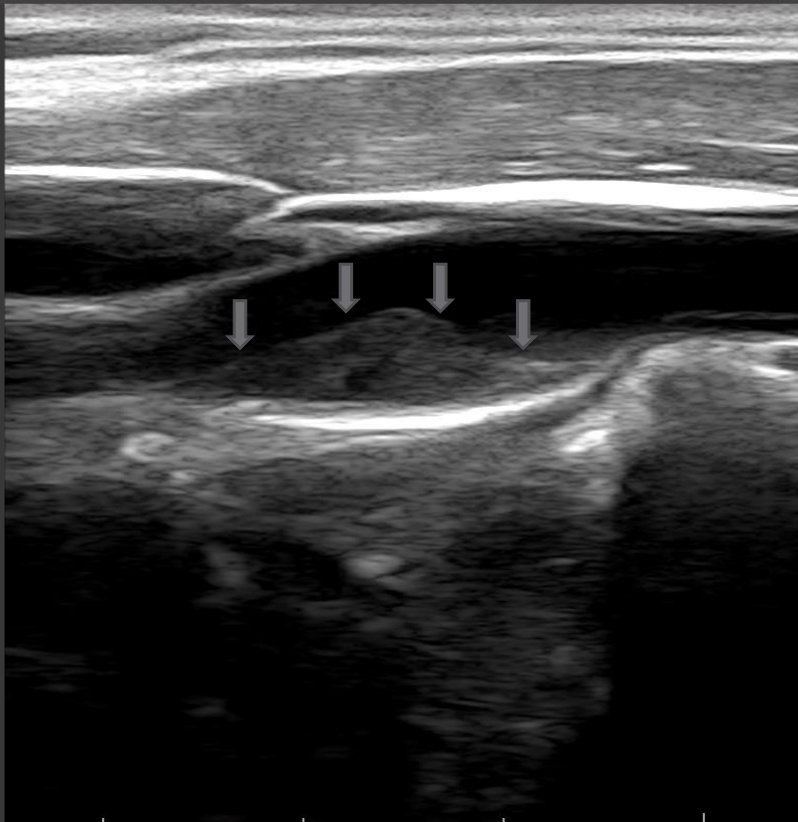
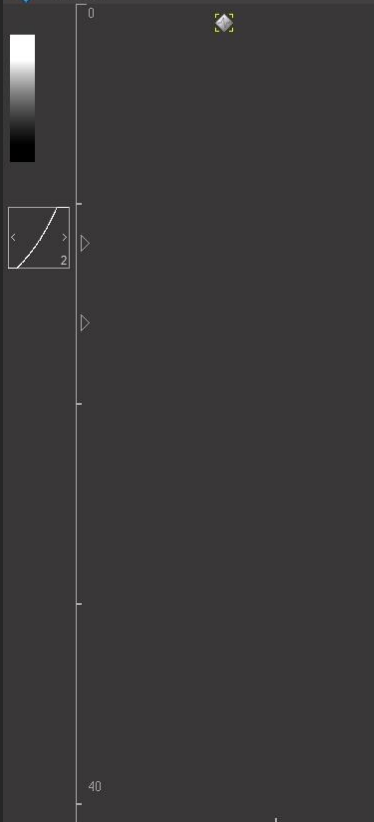
VARIFO  
Vascular

Sonographer: -  
L12-5L40S-3

27.04.2016  
3.5.0

10:16:20

MCC



[B]  
FPS 18  
De 40 mm  
DR 72 dB  
Pw 0 dB  
Gn 100 %  
Frg 12 MHz  
LnDens St  
FrmAvg 4  
Reg 32  
ImEnh 3  
PV 8  
Zoom 100 %



VARIFO  
Vascular

Sonographer: -  
L12-5L40S-3

04.05.2016  
3.5.0

14:05:15

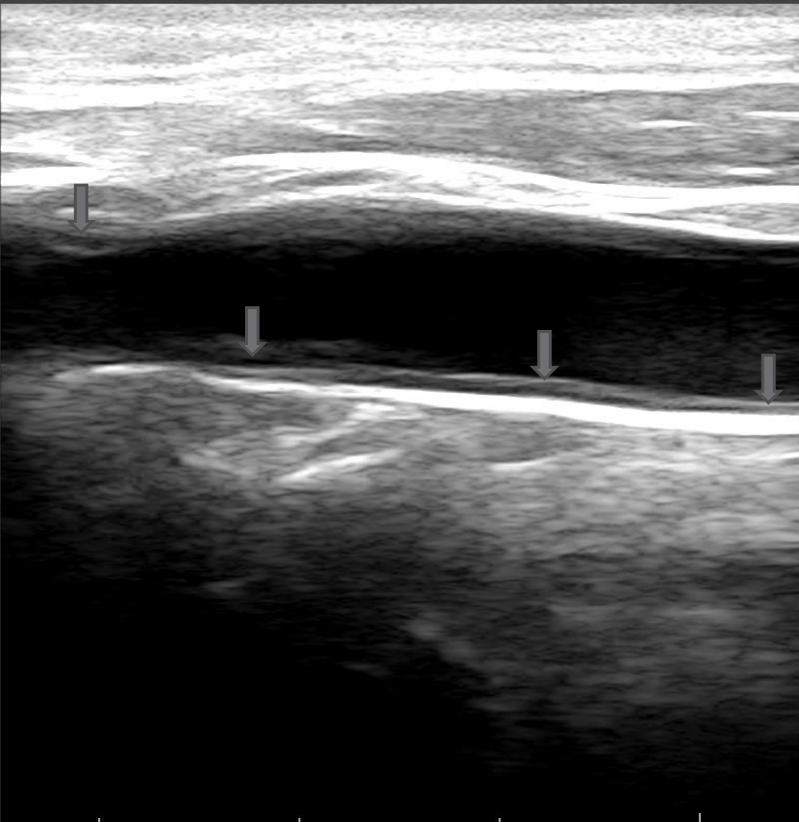
MCC

0

< >  
2

>

40



[B]  
FPS 19  
De 40 mm  
DR 72 dB  
Pwr 0 dB  
Gn 100 %  
Frg 12 MHz  
LnDens St  
FrmAvg 4  
Rej 32  
ImEnh 3  
PV 8  
Zoom 100 %



VARIFO  
Vascular

Sonographer: -  
L12-5L40S-3

18.05.2016  
3.5.0

08:55:34

MCC

0

40



[B]  
FPS 19  
De 40 mm  
DR 72 dB  
Pw 0 dB  
Gn 100 %  
Frg 12 MHz  
LnDens St  
FrmAvg 4  
Rej 32  
ImEnh 3  
PV 8  
Zoom 100 %



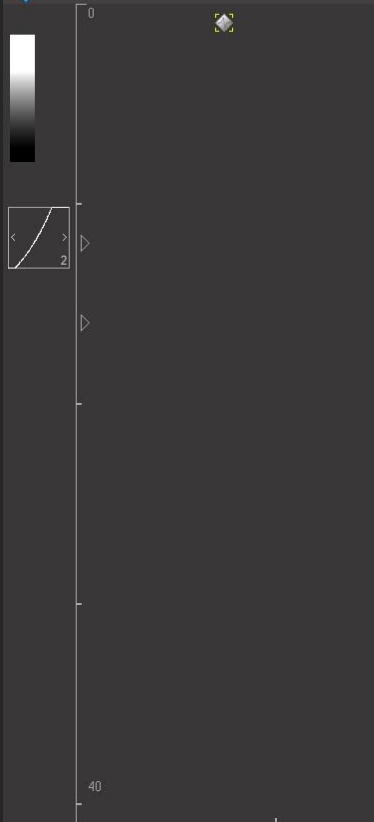
VARIFO  
Vascular

Sonographer: -  
L12-5L40S-3

20.05.2016  
3.5.0

10:05:02

MCC



[B]  
FPS 18  
De 40 mm  
DR 72 dB  
Pw 0 dB  
Gn 100 %  
Frg 12 MHz  
LnDens St  
FrmAvg 4  
Rej 32  
ImEnh 3  
PV 8  
Zoom 100 %



VARIFO  
Vascular

Sonographer: -  
L12-5L40S-3

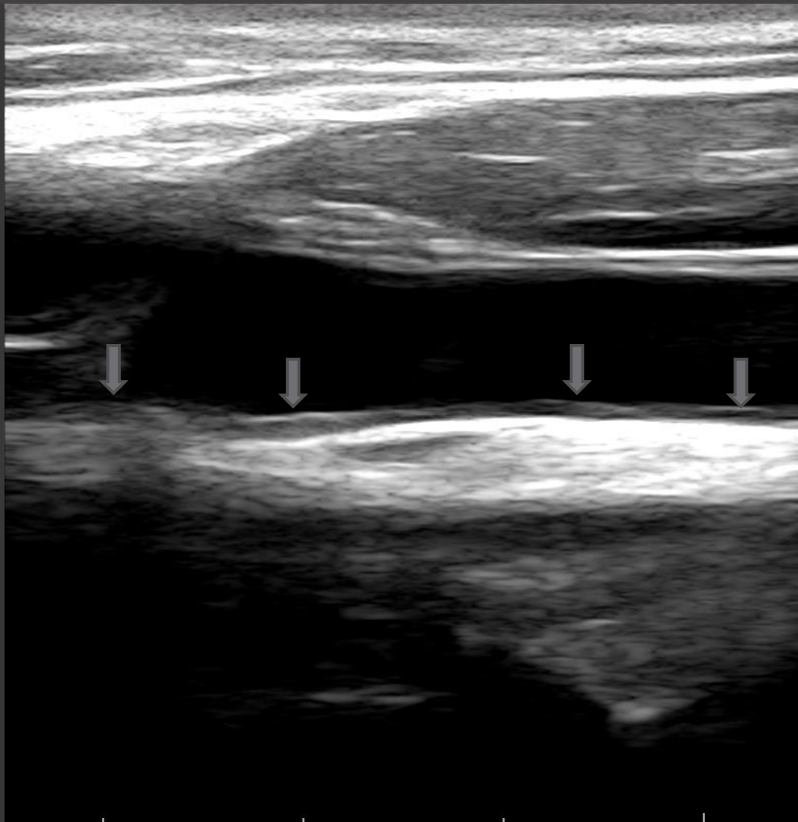
04.05.2016  
3.5.0

09:02:53

MCC

0

40



[B]  
FPS 19  
De 40 mm  
DR 72 dB  
Pw 0 dB  
Gn 100 %  
Frg 12 MHz  
LnDens St  
FrmAvg 4  
Rej 32  
ImEnh 3  
PV 8  
Zoom 100 %



VARIFO  
Vascular

Sonographer: -  
L12-5L40S-3

19.05.2016  
3.5.0

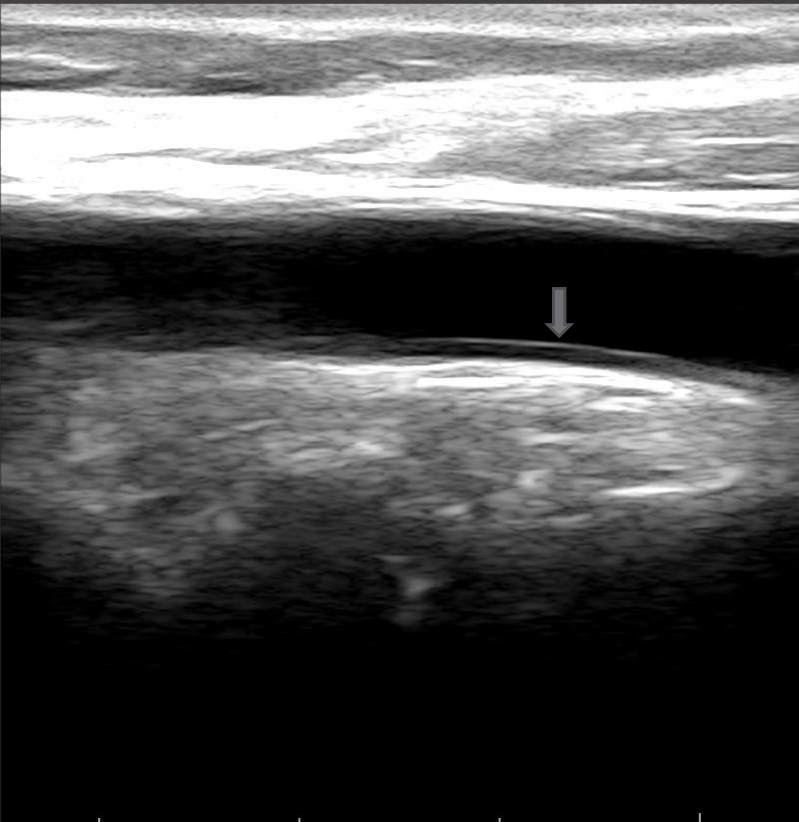
10:02:27

MCC

0

< >  
2

40



[B]  
FPS 19  
De 40 mm  
DR 72 dB  
Pw 0 dB  
Gn 100 %  
Frg 12 MHz  
LnDens St  
FrmAvg 4  
Rej 32  
ImEnh 3  
PV 8  
Zoom 100 %



VARIFO  
Vascular

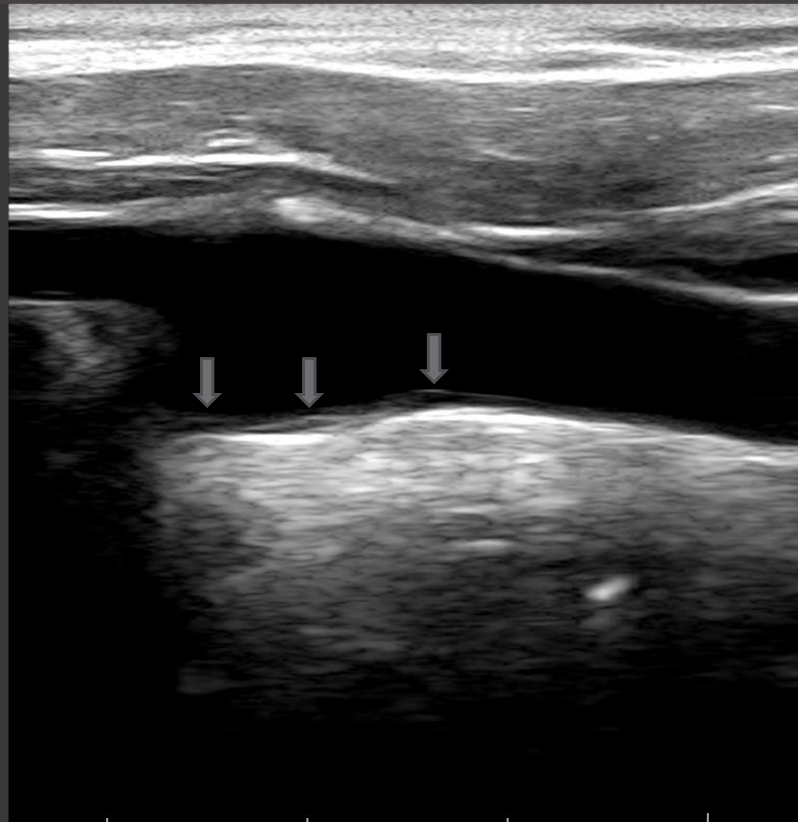
Sonographer: -  
L12-5L40S-3

04.05.2016  
3.5.0

10:34:39

MCC

0  
40



[B]  
FPS 19  
De 40 mm  
DR 72 dB  
Pw 0 dB  
Gn 100 %  
Frg 12 MHz  
LnDens St  
FrmAvg 4  
Rej 32  
ImEnh 3  
PV 8  
Zoom 100 %



VARIFO  
Vascular

Sonographer: -  
L12-5L40S-3

04.05.2016  
3.5.0

10:35:10

MCC

0

40



[B]  
FPS 19  
De 40 mm  
DR 72 dB  
Pw 0 dB  
Gn 100 %  
Frg 12 MHz  
LnDens St  
FrmAvg 4  
Rej 32  
ImEnh 3  
PV 8  
Zoom 100 %



VARIFO  
Vascular

Sonographer: -  
L12-5L40S-3

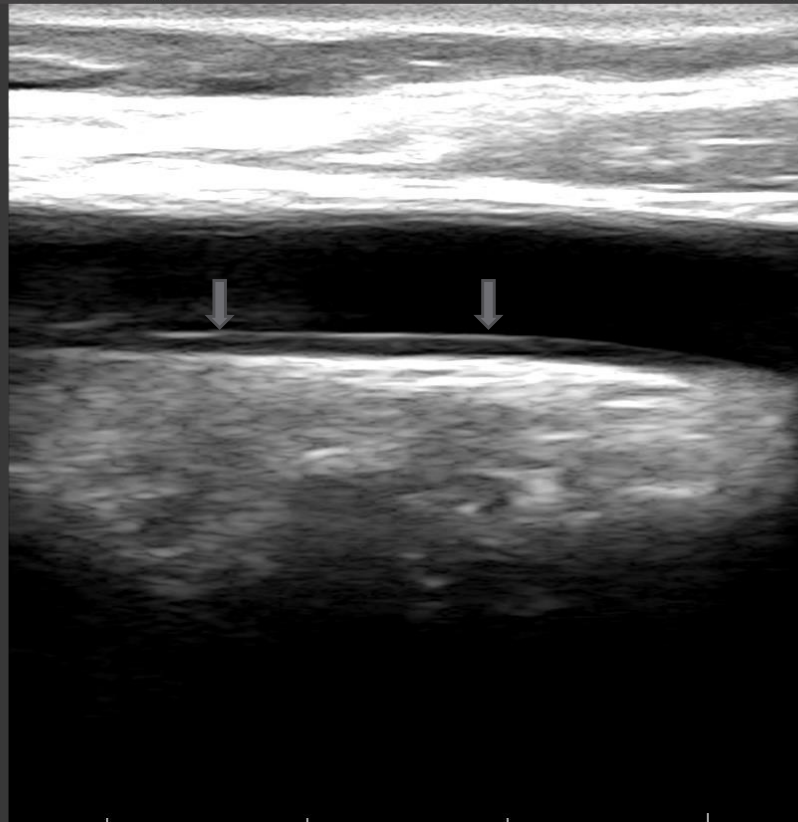
19.05.2016  
3.5.0

10:02:27

MCC

0

40



[B]  
FPS 19  
De 40 mm  
DR 72 dB  
Pw 0 dB  
Gn 100 %  
Frg 12 MHz  
LnDens St  
FrmAvg 4  
Rej 32  
ImEnh 3  
PV 8  
Zoom 100 %



20.03.1938

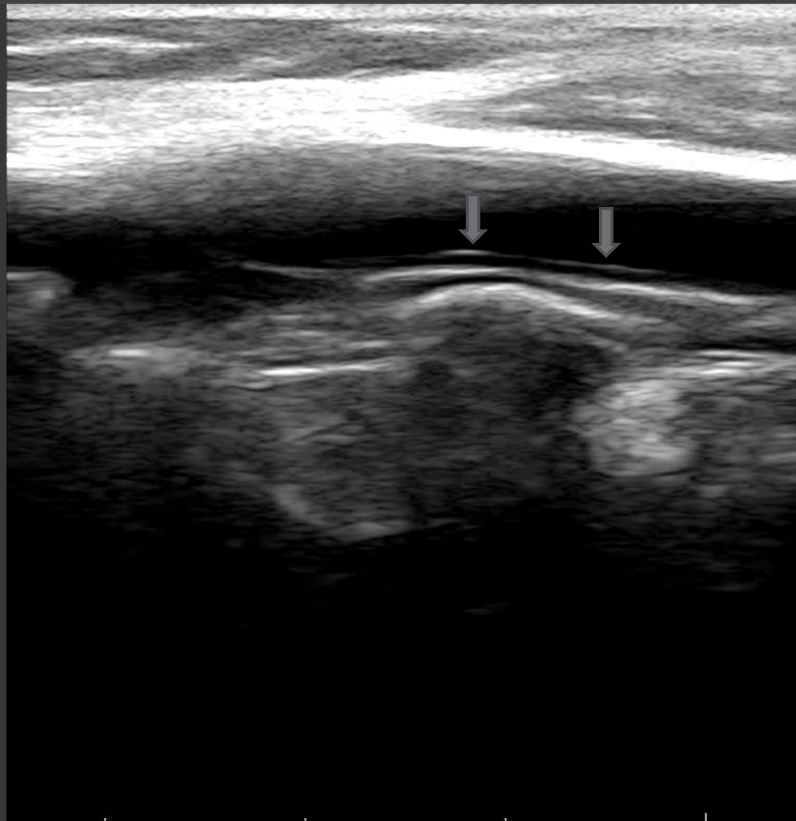
VARIFO  
Vascular

Sonographer: -  
L12-5L40S-3

27.04.2016  
3.5.0

15:09:46

MCC



[B]  
FPS 19  
De 40 mm  
DR 72 dB  
Pwr 0 dB  
Gn 100 %  
Frg 12 MHz  
LnDens St  
FrmAvg 4  
Rej 32  
ImEnh 3  
PV 8  
Zoom 100 %



40



VARIFO  
Vascular

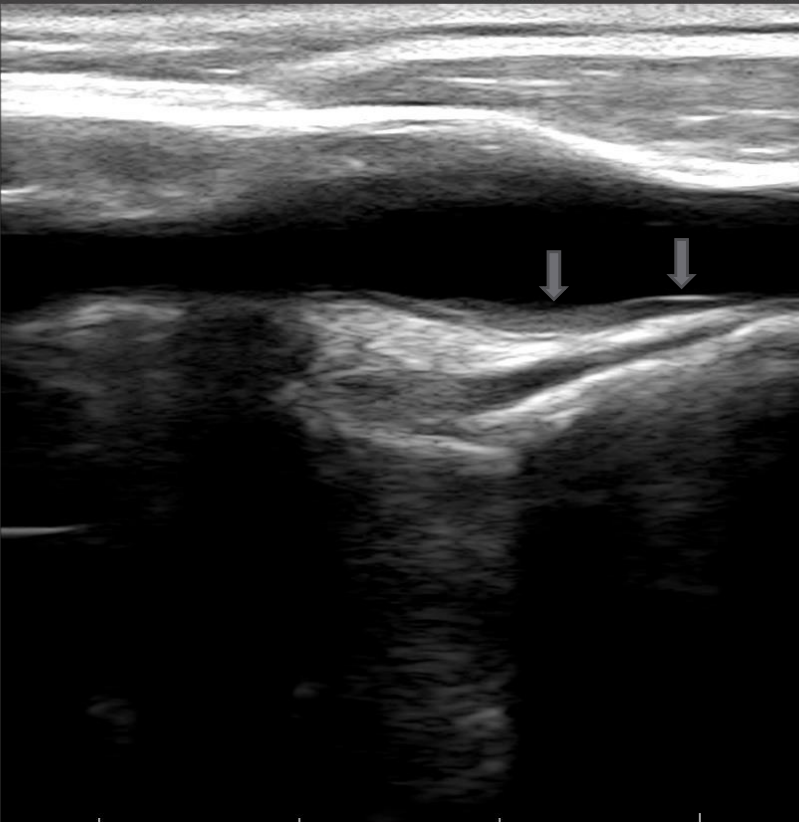
Sonographer: -  
L12-5L40S-3

28.04.2016  
3.5.0

MCC

09:17:00

0  
40



[B]  
FPS 19  
De 40 mm  
DR 72 dB  
Pw 0 dB  
Gn 100 %  
Frg 12 MHz  
LnDens St  
FrmAvg 4  
Rej 32  
ImEnh 3  
PV 8  
Zoom 100 %



VARIFO  
Vascular

Sonographer: -  
L12-5L40S-3

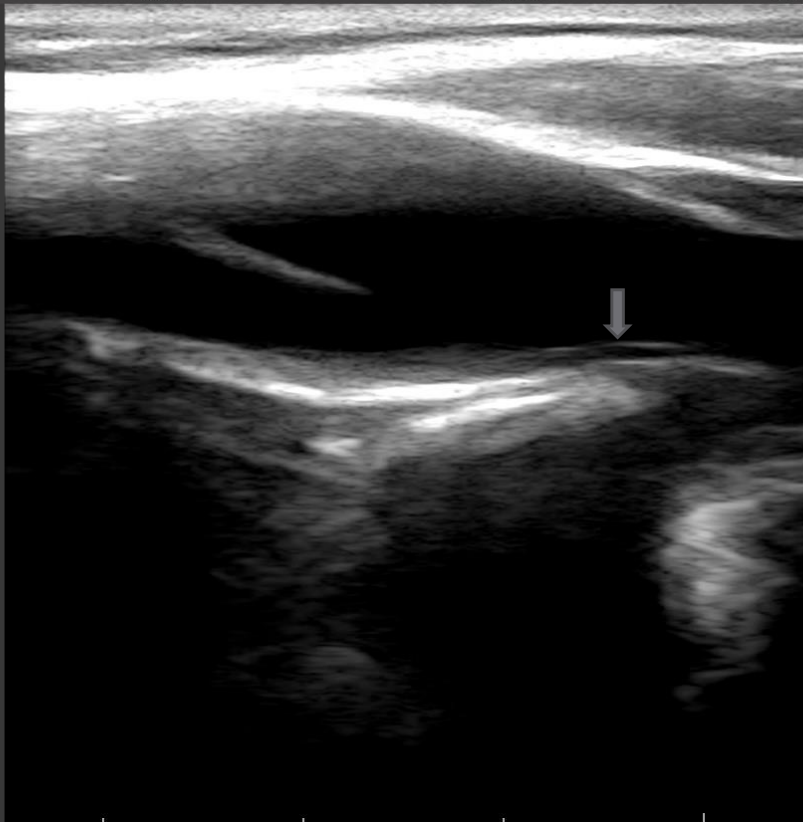
28.04.2016  
3.5.0

09:17:33

MCC

0

40



[B]  
FPS 19  
De 40 mm  
DR 72 dB  
Pw 0 dB  
Gn 100 %  
Frg 12 MHz  
LnDens St  
FrmAvg 4  
Rej 32  
ImEnh 3  
PV 8  
Zoom 100 %